



LHS PROM DRESS CODE

Guidelines for girls and boys



Prom Guidelines for Girls.

Please keep
these helpful
guidelines in
mind when
shopping for your
Prom attire!

Appropriate




NOT Appropriate



SLITS IN THE FRONT OR BACK OF THE DRESS SHOULD BE NO HIGHER THAN 5 INCHES ABOVE THE KNEE.

NOT Appropriate



NO bare midriffs, NO see through (sheer) material on midriff and/or chest areas. NO excessive side cut outs.


Appropriate



NOT Appropriate



Back of the dress must be mid-range on back, not low cut




NO Excessive Cleavage or Plunging Necklines

Appropriate



Not Appropriate



Short Dresses with a sheeted bottom must be fingertip length.

Appropriate



Not Appropriate



Bi-Level dresses must be fingertip length.

Appropriate



Not Appropriate



Sheer Overlay dresses

OTHER IMPORTANT GUIDELINES FOR GIRLS

- Minimum dress length must meet or exceed fingertip length
- Strapless or spaghetti strap dresses are acceptable but must fit the chest area securely and meet all other dress criteria concerning backs, midriffs, and slits.
- If you are unsure or if your dress is questionable, see Ms. Alleman for approval.
- Failure to adhere to any of the guidelines will result in you not being admitted into the Prom.

PROM GUIDELINES FOR BOYS

- Boy Do's
 - Tuxedo (Consisting of Dress Jacket and Dress Pants)
 - Socks
 - Dress Shoes
- Boy Don'ts
 - No jeans
 - No shorts
 - No tennis shoes
 - No boots
 - No caps
 - No Sunglasses
- Failure to adhere to any of the guidelines will result in you not being admitted into the Prom.

APPROPRIATE



NOT APPROPRIATE



No shorts, No tennis shoes, No Jeans, No Sunglasses